



SOUND TECHNOLOGY

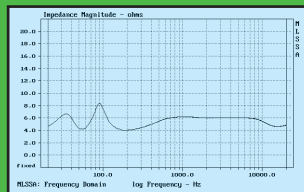
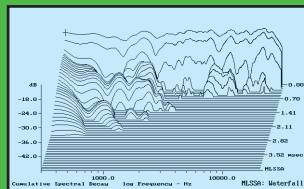
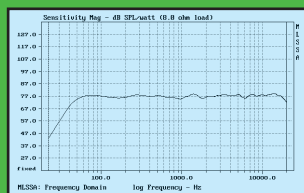
5.5 Multi-Award Winning Reference Loudspeaker

The 5.5 is a true high performance loudspeaker for discerning music lovers and videophiles alike.

Designed as a column, the 5.5 floor standing loudspeaker uses advanced high technology components throughout. Featuring scientifically tuned ports and special acoustic baffle treatment, this unique Sonique design delivers a remarkable level of performance.

Audio & Video Lifestyle magazine wrote "if a loudspeaker is the sum of its parts, then the 5.5 is a mathematical triumph."

"I believe the Sonique 5.5's represent one of the best speaker values on the market anywhere in the world. They are an insightful and thoroughly involving listening experience. But in the words of a friend, they also ROCK!" DW Secrets of HT & HI FI Magazine.



DIMENSIONS: 96H x 17W x 27D (cm)		IMPEDANCE: 6 Ohms	
FINISH: JARRAH TIMBER		FREQUENCY RESPONSE: 46Hz-20kHz	
TERMINALS: GOLD PLATED BI-WIRABLE 3 WAY		RECOMMENDED AMPLIFIER: 25-250Watts	
		WEIGHT: 18kg Each	SENSITIVITY: 89dB
5.5		DISTORTION: < 0.8% THD 1Watt/8 Ohms	
		INTER-DRIVER TIME ALIGNMENT: < 8uS	

Due to continual product development, specifications may change without notice.



Sonique Audio Pty Ltd
 PO Box 1225, Elizabeth South, South Australia 5112
 Ph. (08) 8285 9722 Fax. (08) 8285 9744 (International. +618)
 www.sonique.com.au Email. info@sonique.com.au



SOUND TECHNOLOGY

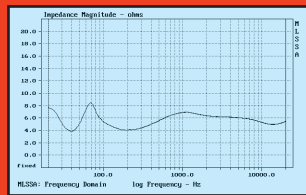
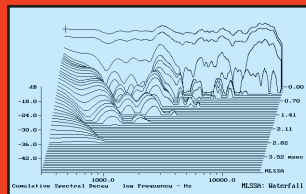
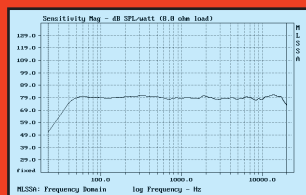
6.5 High Performance Full Range Loudspeaker

The award winning 6.5 loudspeaker delivers an exceptionally extended frequency response, with a very open and revealing mid-range to compliment all Hi-end systems.

Features include State-of-the-Art drivers that are configured in a time aligned D'Appolito arrangement for optimum performance. And like all loudspeakers in the Sonique range, the 6.5 features high quality gold plated dual terminals providing a bi-wiring option.

"the 6.5 represent a stupendous cost/benefit ratio....Highly recommended."

Best Buy's Audio Magazine.



DIMENSIONS: 101H x 22W x 31D (cm)		IMPEDANCE: 6 Ohms	
FINISH: JARRAH TIMBER		FREQUENCY RESPONSE: 41Hz-20kHz	
TERMINALS: GOLD PLATED BI-WIRABLE 3 WAY		RECOMMENDED AMPLIFIER: 20-300Watts	
6.5		WEIGHT: 25kg Each	SENSITIVITY: 89dB
		DISTORTION: < 0.85% THD 1Watt/8 Ohms	
		INTER-DRIVER TIME ALIGNMENT: < 8uS	

Due to continual product development, specifications may change without notice.



Sonique Audio Pty Ltd

PO Box 1225, Elizabeth South, South Australia 5112
Ph. (08) 8285 9722 Fax. (08) 8285 9744 (International. +618)
www.sonique.com.au Email. info@sonique.com.au



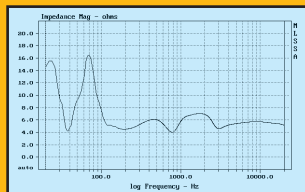
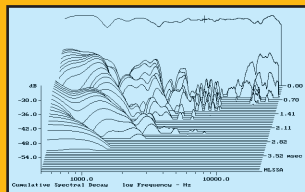
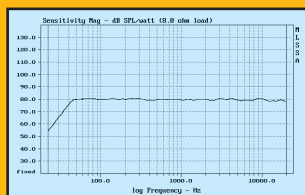
SOUND TECHNOLOGY

7.5 High Technology Loudspeaker of Great Proportions

Technology, Art and Craftsmanship come together to create the 7.5.

Featuring a high technology combination of symmetrically arranged drivers, the 7.5 projects a totally involving sound stage with rock solid imaging. The unique woofers utilise the latest cone technology, with solid copper rings and phase plug to reduce distortion, plus gold plated terminals to compliment this perfectly balanced package.

"The bass is well extended, quick in response and thoroughly musical...Treble was an array of glittering crystal....totally involving, almost mesmeric." Best Buy's Magazine.



DIMENSIONS: 106H x 22W x 33D (cm)		IMPEDANCE: 6 Ohms	
FINISH: JARRAH TIMBER		FREQUENCY RESPONSE: 39Hz-22kHz	
TERMINALS: GOLD PLATED BI-WIRABLE 3 WAY		RECOMMENDED AMPLIFIER: 20-350Watts	
7.5		WEIGHT: 32kg Each	SENSITIVITY: 89dB
		DISTORTION: < 0.7% THD 1Watt/8 Ohms	
		INTER-DRIVER TIME ALIGNMENT: < 8uS	

Due to continual product development, specifications may change without notice.



Sonique Audio Pty Ltd
 PO Box 1225, Elizabeth South, South Australia 5112
 Ph. (08) 8285 9722 Fax. (08) 8285 9744 (International. +618)
 www.sonique.com.au Email. info@sonique.com.au



SOUND TECHNOLOGY

ENCORE

Reference Standard Full Range Loudspeaker System

Technology, Art and Craftsmanship come together to produce a loudspeaker system that not only sounds magnificent but looks it as well.

"The single most immediately impressive thing about the Encores is...well, just about everything!"
Australian Hi Fi

Vast experience as world leaders in hi-end loudspeaker design has driven Sonique to utilise the best components in a design that was modelled with sophisticated computer technology. Sonique has also invested endless hours of critical auditioning to develop the Encore which reaches new levels of Audio Excellence.

The timeless style and simple looks of this fine piece of audio furniture, houses a unique combination of leading technologies that recreates the musical experience as it was intended.

Just one look will tell you that Sonique has taken a unique approach with the Encore. And just one listen will tell you that this is a loudspeaker that sets new standards in music reproduction.



DIMENSIONS: 124H x 23W x 38D (cm)		IMPEDANCE: 4 Ohms	
FINISH: JARRAH TIMBER		FREQUENCY RESPONSE: 36Hz-20kHz	
TERMINALS: GOLD PLATED BI-WIRABLE 3 WAY		RECOMMENDED AMPLIFIER: 25-500Watts	
ENCORE		WEIGHT: 50kg Each	SENSITIVITY: 88dB
		DISTORTION: < 0.5% THD 1Watt/8 Ohms	
		INTER-DRIVER TIME ALIGNMENT: < 7uS	

Due to continual product development, specifications may change without notice.



Sonique Audio Pty Ltd

PO Box 1225, Elizabeth South, South Australia 5112
Ph. (08) 8285 9722 Fax. (08) 8285 9744 (International. +618)
www.sonique.com.au Email. info@sonique.com.au



SOUND TECHNOLOGY

SE Special Edition 5 Series

Sonique 5 series loudspeakers are all world class, each beautifully hand crafted and finished with real wood veneer and each designed to reproduce sound with realism, setting new standards that belie their size and price. But for those who demand even more, Sonique produces a Special Edition (SE) version of every 5 Series loudspeaker.

A guide of what extra features are included in each SE model is below.

Sonique 3.5 SE

- Selected Reference drivers
- Crossover matching <2%
- Special Internal Wiring
- Lead Lined Cabinets

Sonique 4.5 SE

- Selected Reference drivers
- Crossover matching <2%
- Special Internal Wiring
- Lead Lined Cabinets

Sonique 5.5 SE

- Selected Reference drivers
- Crossover matching <2%
- Special Internal Wiring
- Lead Lined Cabinets
- Mineral Filled Cabinets

Sonique 6.5 SE

- Selected Reference drivers
- Crossover matching <2%
- Special Internal Wiring
- Lead Lined Cabinets

Sonique 7.5 SE

- Selected Reference drivers
- Crossover matching <2%
- Special Internal Wiring
- Lead Lined Cabinets

All SE's are hand built to extreme standards, with tolerances that are well beyond any industry standard. Features include, lead lining, special internal wiring, as well as selected and matched components. Providing even better imaging, a more open and revealing mid-range as well as a more controlled and defined low frequency response.



Sonique 5.5 SE



Sonique Audio Pty Ltd

PO Box 1225, Elizabeth South, South Australia 5112
Ph. (08) 8285 9722 Fax. (08) 8285 9744 (International. +618)
www.sonique.com.au Email. info@sonique.com.au



SOUND TECHNOLOGY

Sonique-Boom

Dual Active/
Drone Subwoofer

The Sonique-Boom blends style and performance to create a new standard in Subwoofer design. Coupled with unique electronic/filter circuitry, this fully optioned subwoofer will integrate seamlessly - complimenting and enhancing the best and most advanced Hi-Fi and Home Theatre systems.

Its super inert cabinet, finished in real timber, houses a matched pair of the most advanced woofer/drone combinations available and electronics that has been finely tuned to achieve spectacular results.

Integral to the performance is the ability of the Extreme Long Stroke Woofers to deliver deep clean bass, with long term reliability and very low distortion, even at high sound pressure levels.

Standard Features Include:

- Matched Pair 10" Extra Long Stroke, High Linearity Woofer & Drone with Rubber Roll Surrounds
- Balanced Timber Veneered 27mm MDF Cabinet + 25mm Anti-resonant Baffles, Base and Braces
- Mineral Loaded Feet with Acoustic Rubber Isolating Pads
- Auto Sense ON/OFF
- Variable Phase Adjustment 0-180 Deg
- Inputs: Line Level & Speaker Level
- Outputs: Line Level & Speaker Level with High Pass Filter
- 100Hz 2nd Order Butterworth-Line Output
- Soft Clip and Compression Protection
- Drone Eliminates Port Noise
- Lead Lined-SE Option
- Adjustable Hardened Spikes-SE Option



"The Sonique-Boom is a superb high-end subwoofer that lays down a clear and uncompromising challenge to competitors.... catch me if you can!"

Richard Morgan

DIMENSIONS: 41H x 42W x 39D (cm)		FREQUENCY RESPONSE: 26Hz - 160Hz	
FINISH: TIMBER-STANDARD		AMPLIFICATION: INTERNAL 300W RMS @ 28Hz	
SONIQUE-BOOM			WEIGHT: 27kg Each
			MAX SPL: 105dB

Due to continual product development, specifications may change without notice.



Sonique Audio Pty Ltd

PO Box 1225, Elizabeth South, South Australia 5112
Ph. (08) 8285 9722 Fax. (08) 8285 9744 (International. +618)
www.sonique.com.au Email. info@sonique.com.au



SOUND TECHNOLOGY

Centaur

Accurate reference quality
centre channel loudspeaker

The Centaur is a dedicated centre channel loudspeaker that has been designed to deliver detailed, realistic audio performance for all Home Theatre Systems.

Featuring a multi-element crossover with high quality components throughout and Sonique's 2nd generation magnetic shielding. This shielding eliminates picture distortion, making it compatible with Television and Video monitors.

Standard Features Include:

- Full magnetic shielding
- Advanced driver technology
- Gold Plated Bi-wirable 3 way terminals
- Lead lined cabinet-SE option
- Special internal wiring-SE option



"The Centaur does a superb job of locking the dialogue to the action, steering the sound effects around the characters so that a three dimensional sound field is created." AVL Magazine.

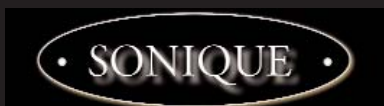
DIMENSIONS: 18H x 57W x 21D (cm)		IMPEDANCE: 8 Ohms	
FINISH: TEXTURED BLACK		FREQUENCY RESPONSE: 62Hz-20kHz	
		RECOMMENDED AMPLIFIER: 20-200Watts	
CENTAUR	WEIGHT: 9kg Each	SENSITIVITY: 90dB	
	DISTORTION: < 0.9% THD 1Watt/8 Ohms		

Due to continual product development, specifications may change without notice.



Sonique Audio Pty Ltd

PO Box 1225, Elizabeth South, South Australia 5112
Ph. (08) 8285 9722 Fax. (08) 8285 9744 (International. +618)
www.sonique.com.au Email. info@sonique.com.au



SOUND TECHNOLOGY

550

5Series Diamond 550 Reference Monitor

Sonique Audio's clear and single minded objective to continue its quest to adapt and refine the best and most advanced technologies inherent in the many audiophile loudspeakers, has reached new levels with the development of the DIAMOND 550. Delivering astonishing results in the frequency, phase and time domains, with truly involving and realistic sound reproduction.

The DIAMOND 550's time aligned design, features a D'Appolito two way configuration, which delivers superb accuracy. The minimum-phase 1st order cross-over design guarantees clarity and accuracy across the whole audio spectrum, by avoiding the time delays that are inherent in other cross-overs, while the special acoustic felt treatment around the tweeter, controls the dispersion and diffraction distortion that the cabinet would otherwise contribute.

Sonique Audio's selection of state-of-the-art driver technology is integral to this design. The High Definition Sound (HDS) woofers feature low distortion shorting rings, and coils offering excellent linear compatibility with the NOMEX cones. The seamless integration of these, with a special Controlled Directivity, Dual Concentric high power XT tweeter, gives rise to a design that is ideal for all recordings including the latest SACD.

This compliment of advanced driver designs all feature long excursions, that deliver linear sound reproduction under high power. This means the loudspeaker is capable of passing uncompressed transients with ultra low distortion. This capability is paramount in the delivery of every emotional detail of complex sound, from the full orchestral crescendo to the finest subtlety of a person breathing.

This unique design is complimented by our advancement in cabinet construction. A quick glance will show you that this is no ordinary box. Its angled edges reduce diffraction and the none parallel sides contribute to the reduction of internal standing waves that could colour the sound. Finished in a choice of real timbers, these beautifully hand crafted cabinets feature balanced timber 20mm MDF walls and baffle, providing stable long term construction integrity and minimum effect on the sound.

Sonique's attention to detail is more than superficial. Internally, the Diamond 550 is lined with Sonique's unique acoustic pyramid foam that has been modeled anechoically for maximum effect. Every crossover also uses our own low loss air cored inductors and high voltage metallized polypropylene capacitors that are hand assembled with point to point wiring. Our MIL Spec production techniques provide ultra reliability which is just one of the reasons that we back this product with our 5 year warranty.

In addition to the standard model, Sonique produces a Special Edition (SE) version. This features even closer matching of crossovers and special internal wiring for a more open and revealing rock solid three dimensional soundstage. As well as this, SE cabinets are lined with super inert Barium loaded panels that further reduce cabinet colouration.

The Diamond 550 is the perfect technological solution for discerning listeners, providing totally involving, realistic sound reproduction for hi-end audio and the best home theatre systems.



Sonique produces a Special Edition (SE) version. This features even closer matching of crossovers and special internal wiring for a more open and revealing rock solid three dimensional soundstage.

Unique trapezoidal enclosure design Real Timber Veneer Finishes:

- Atlantic Jarrah
- Tasmanian Oak
- Black Oak

FREQUENCY RESPONSE: 55Hz-20KHz +/-3dB
SENSITIVITY: 90dB
IMPEDANCE: 4 Ohms
RECOMMENDED AMPLIFIER: 25-220Watts
DIMENSIONS: 52.5H x 21W x 27D (cm)
WEIGHT: 11kg Each